

**GENERAL NOTES:**

1. All dimensions to be checked on site before commencement of any work. Use figured dimensions only. Any discrepancies should be reported to the Architect immediately.
2. All dimensions are in millimetres unless otherwise specified.
3. P.V denotes permanent vent.
4. Metal gutters & down pipe to suite.
5. All windows & doors to schedule.
6. All internal fittings to approval.

**CIVIL WORKS: ALL TO C.E SPECIFICATIONS**

1. All soils under slabs and around external foundations to be treated for termite control.
2. All soils on cut embankments to be stabilised. Slope not to exceed the natural angle of repose.
3. All slabs at ground level to be poured over 1000 gauge polythene sheeting on 50mm stone blinding on hardcore.

**STRUCTURAL WORKS: ALL TO S.E SPECIFICATIONS**

1. Refer to structural Engineers details for all r.c works.
2. Foundation depth to be determined on site to structural Engineer's approval.
3. All adjacent r.c work and masonry walls to be tied with strap irons at every course.

**MECHANICAL WORKS: ALL TO M.E SPECIFICATIONS**

1. All sanitary fittings, doors, windows and lifts to schedules.
2. All plumbing and drainage to comply with city council's specifications.
3. All service ducts to be accessible from every floor.

**REVISIONS**

No.	DESCRIPTION

**PROJECT TITLE**

**PROPOSED KISUMU COUNTY POULTRY HATCHERY AND INCUBATION CENTER IN SEME SUB-COUNTY.**

**PROJECT LOCATION**

**PLOT No:**

**NORTH SEME WARD - SEME SUBCOUNTY**

**CLIENT**



**COUNTY GOVERNMENT OF KISUMU**

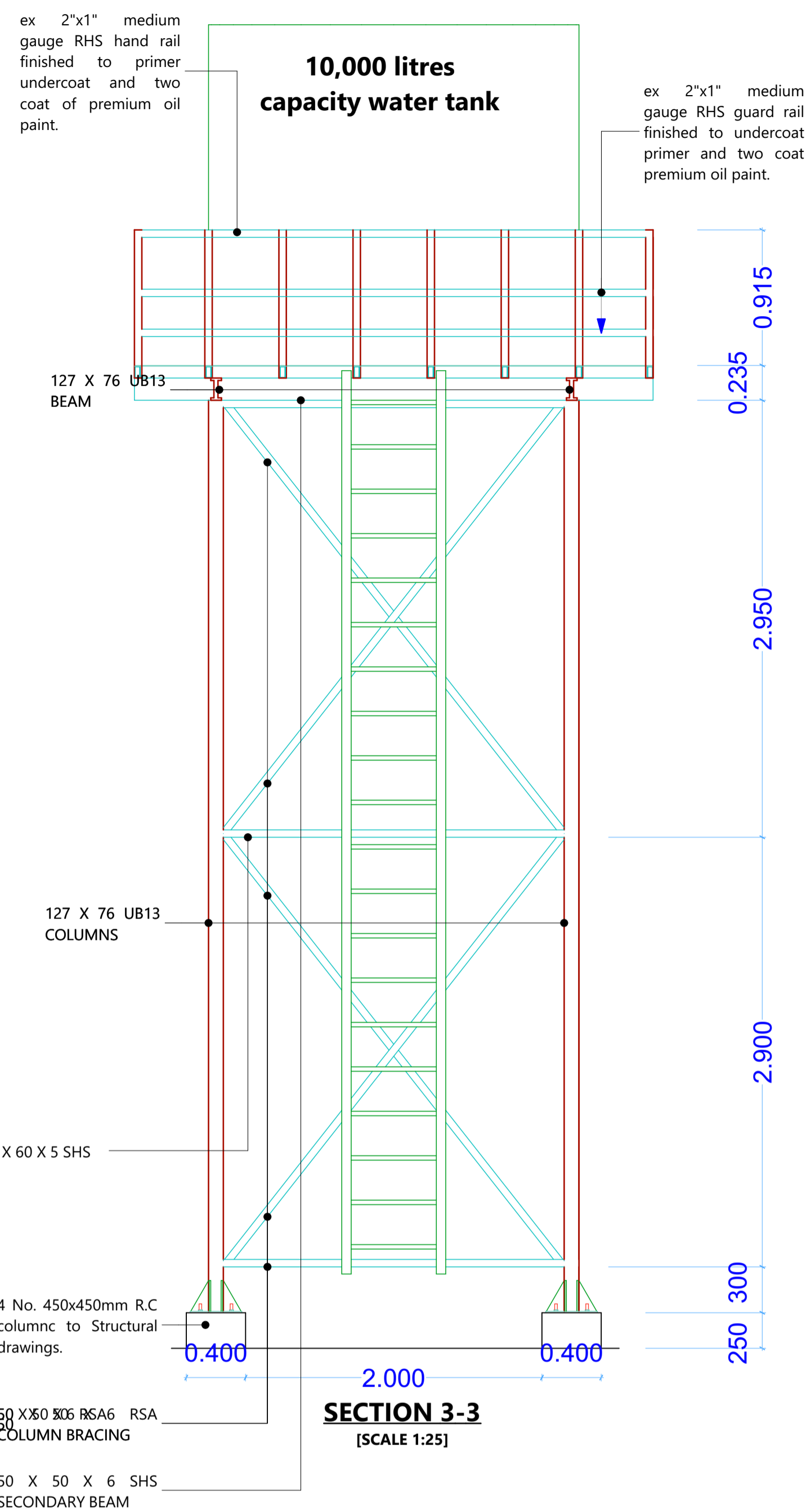
DEPARTMENT OF AGRICULTURE, LIVESTOCK AND FISHERIES  
P.O BOX 2738 - 40100 KISUMU

DESIGNED AND DRAWN BY:  
Arch. JACK O. ABONG' - B.A.S, B.Arch., MAAK(A)  
ARCHITECT - KISUMU COUNTY

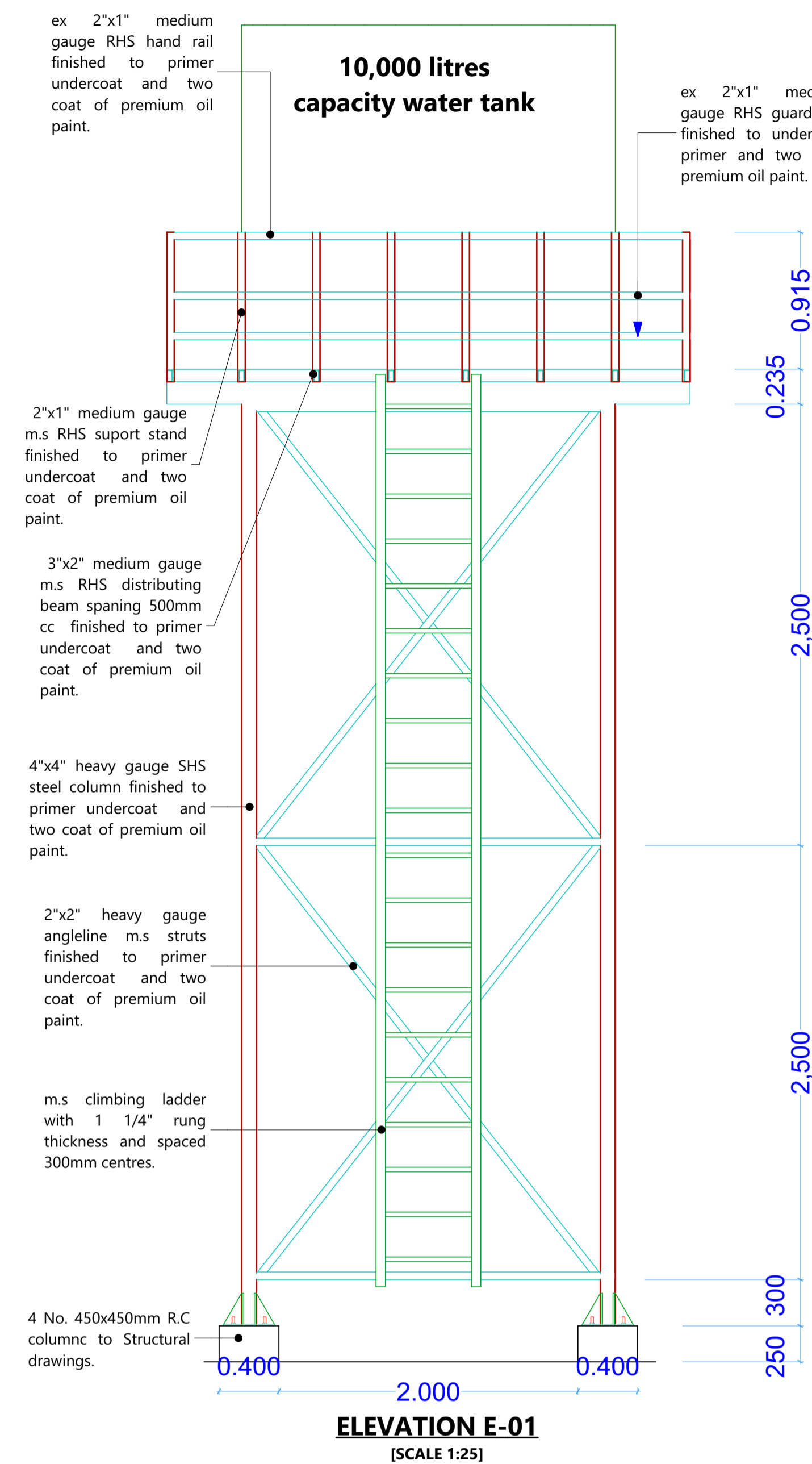
DATE:  
MARCH, 2020  
SHEET NUMBER:

CHECKED BY: Eng. BRIAN ONDIEK  
DIRECTOR PUBLIC WORKS

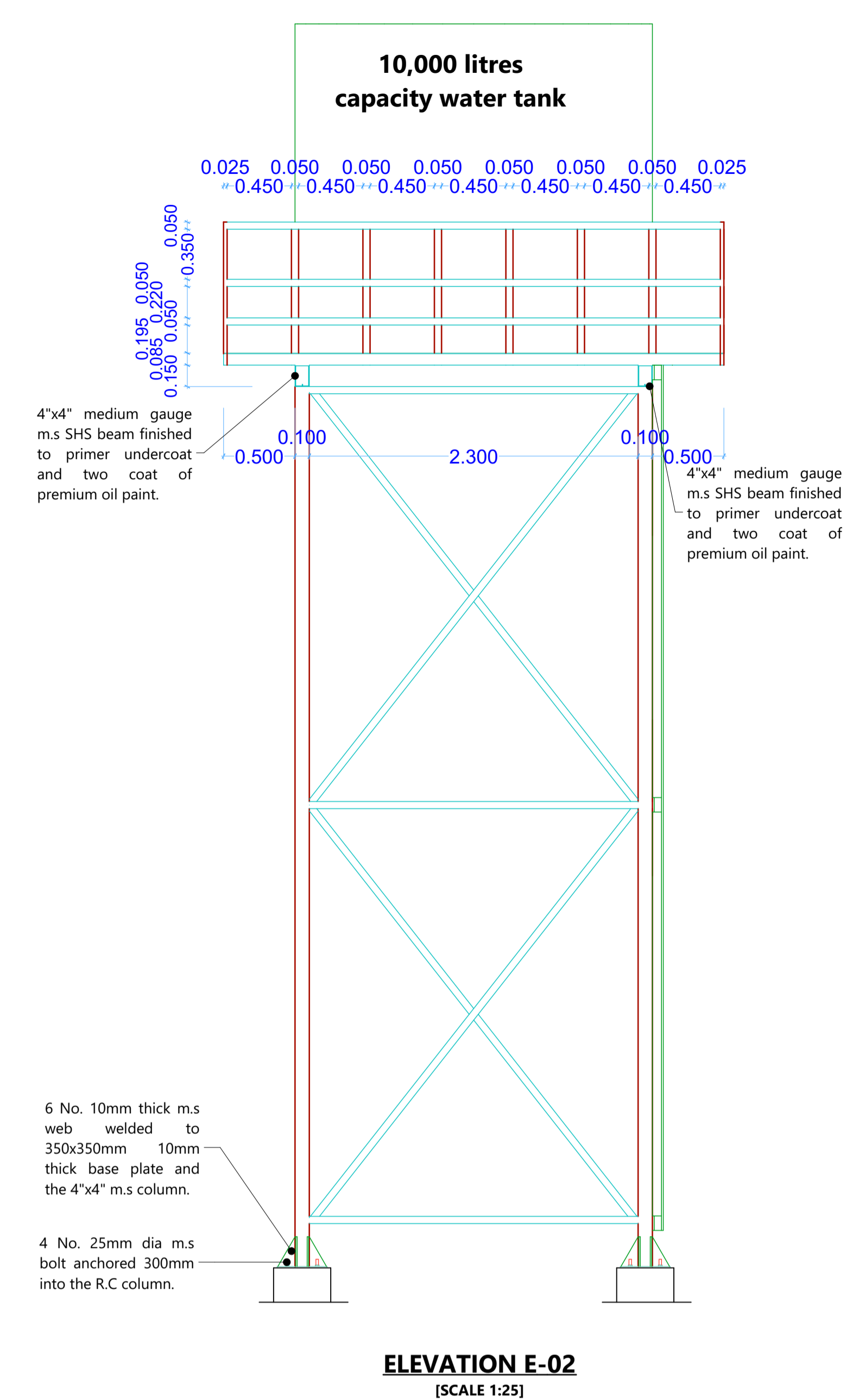
SIGN.....OFFICIAL STAMP



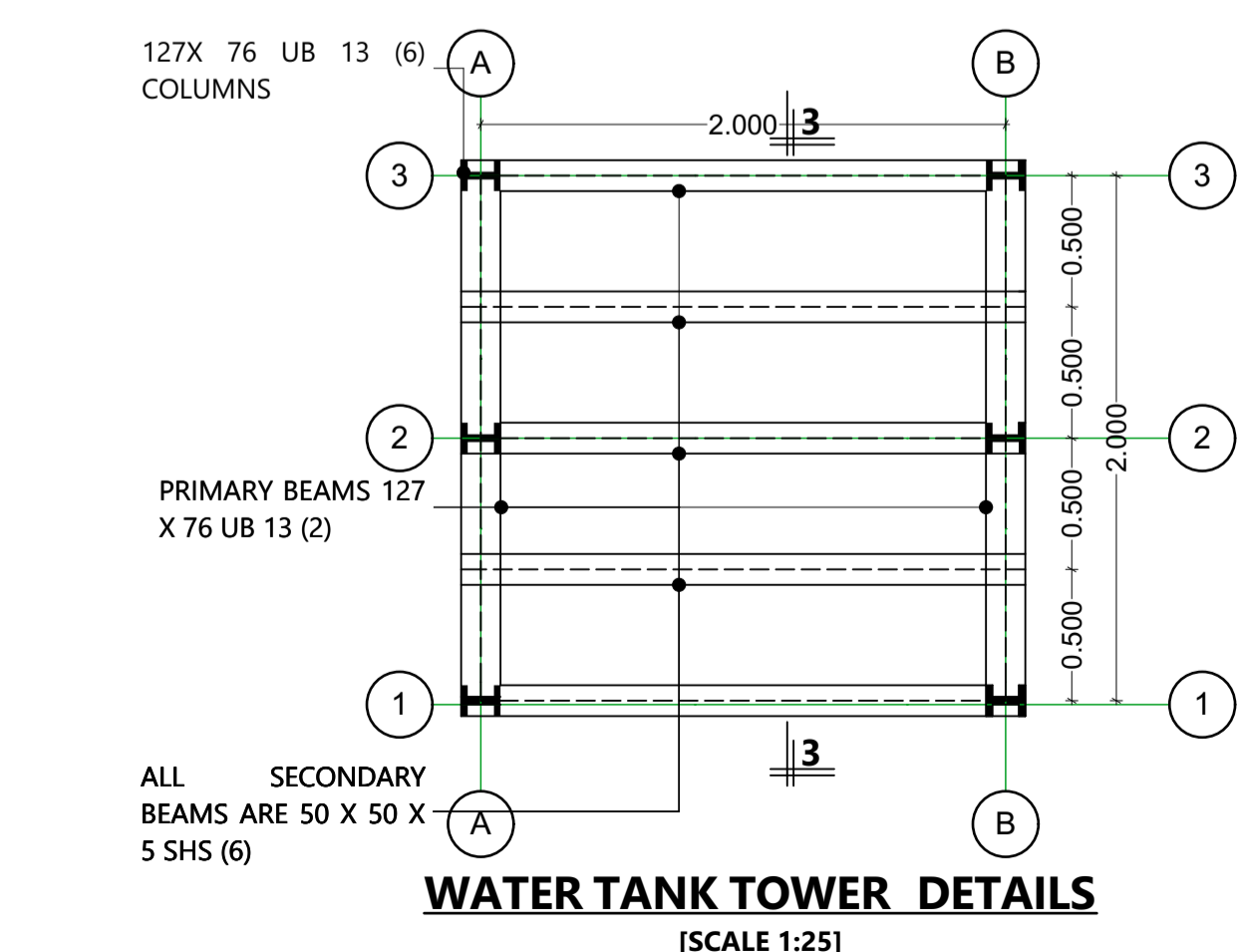
**SECTION 3-3**  
[SCALE 1:25]



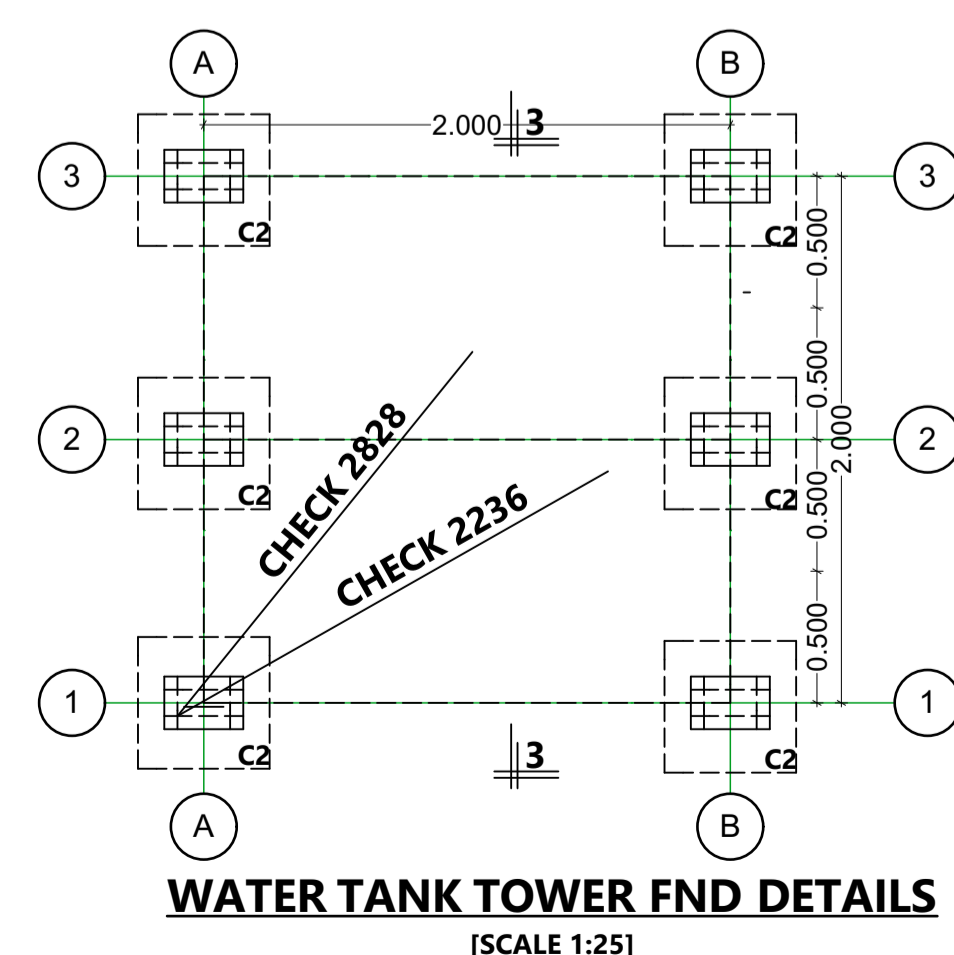
**ELEVATION E-01**  
[SCALE 1:25]



**ELEVATION E-02**  
[SCALE 1:25]



**WATER TANK TOWER DETAILS**  
[SCALE 1:25]



**WATER TANK TOWER FND DETAILS**  
[SCALE 1:25]

ITEM	BAR MK	DIA	No OFF	TOTAL No	TOTAL LENTH (M)	TOTAL LENGTH (M) DETAILS (MM)	BENDING
COLUMN BASES WATER TANK TOWER BASES	04	Y16	6	30	0.9	30	
	05	Y16	6	30	0.9	30	
	01	Y16	6	24	0.7	20	

